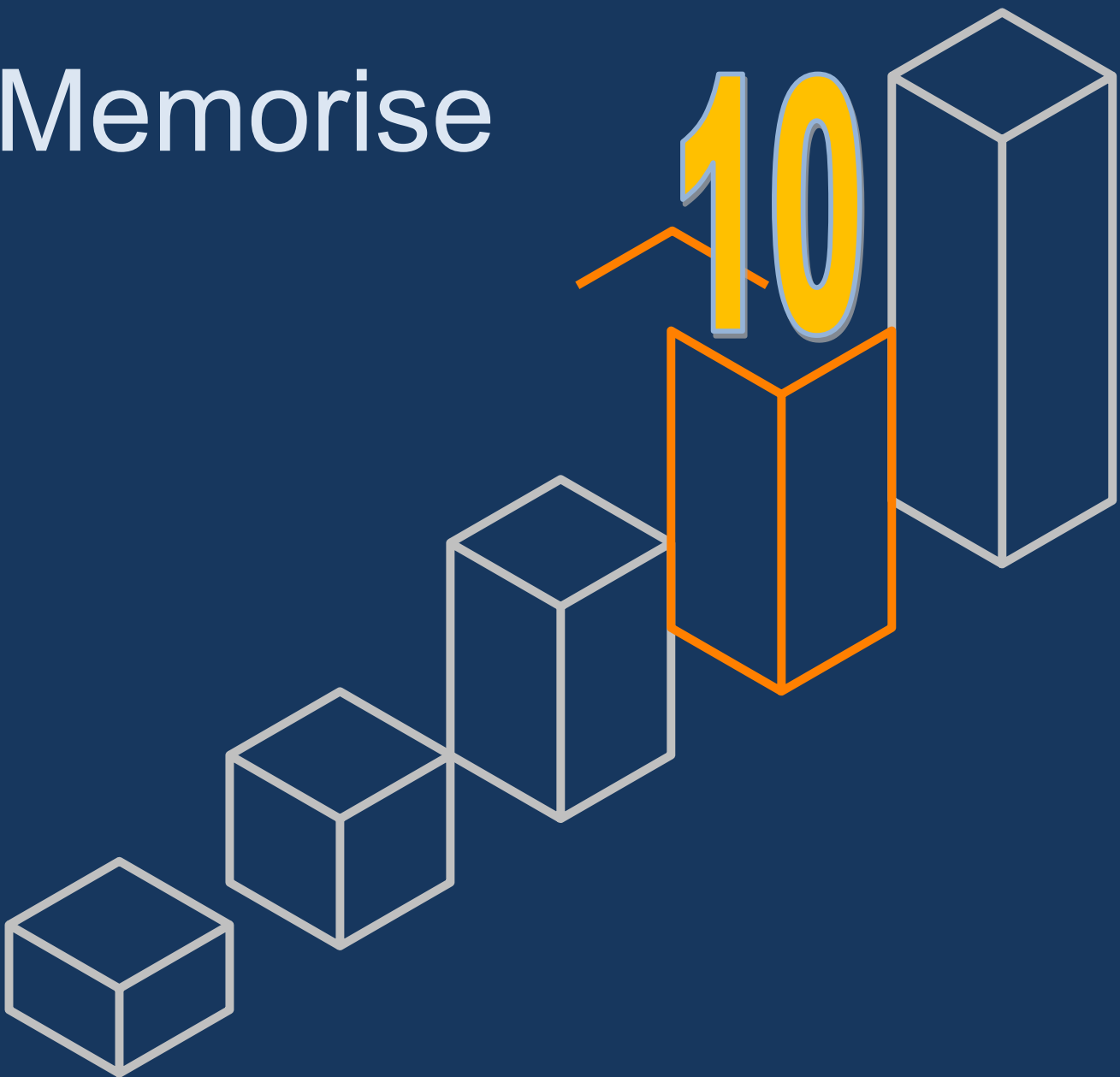


Understand  
Summarise  
Memorise



Readiness for Your Exam...

# Y10 End of Year Exam

Subject: **Maths**

End of year  
exam?

Yes

Progress Check

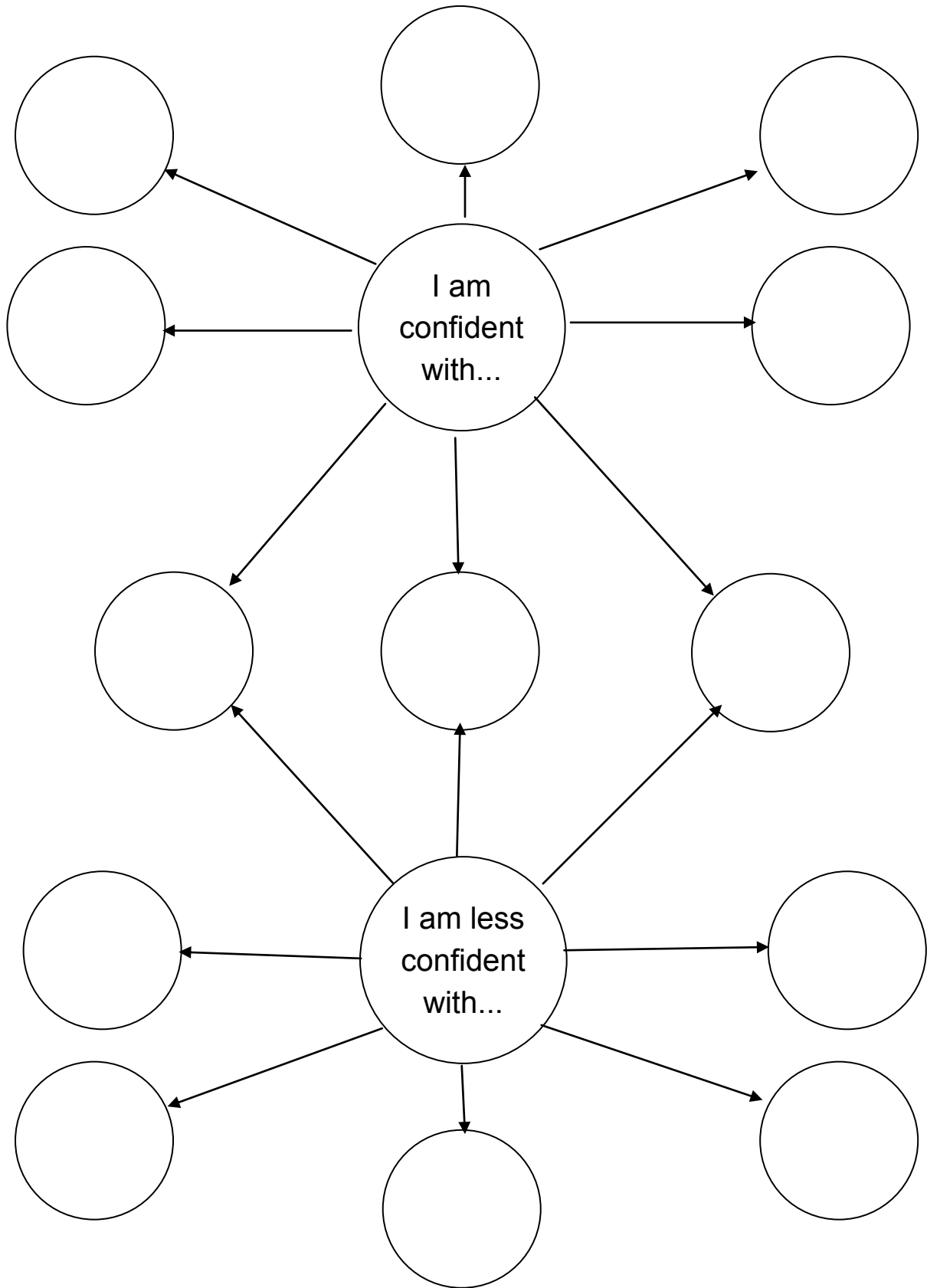
## Subject content covered 2015-16

Title of Unit/Topic	Content
<b>Individual guidance will be given during the lesson by the classroom teacher</b>	<p>The Mathematics department is receiving guidance from PiXL, an organisation whom are in partnership with a large number of secondary schools, to test and analyse the progress of our students. PiXL are constantly refining their methods as a result of the latest examinations and as a result of this, students will be guided by their classroom teacher with regard to what they need to study and how to best do this on a weekly basis.</p>

## How to Revise...

See above

**How can I learn this better?**



# Y10 End of Year Exam

Subject: **English**

End of year  
exam?

Yes

Progress Check

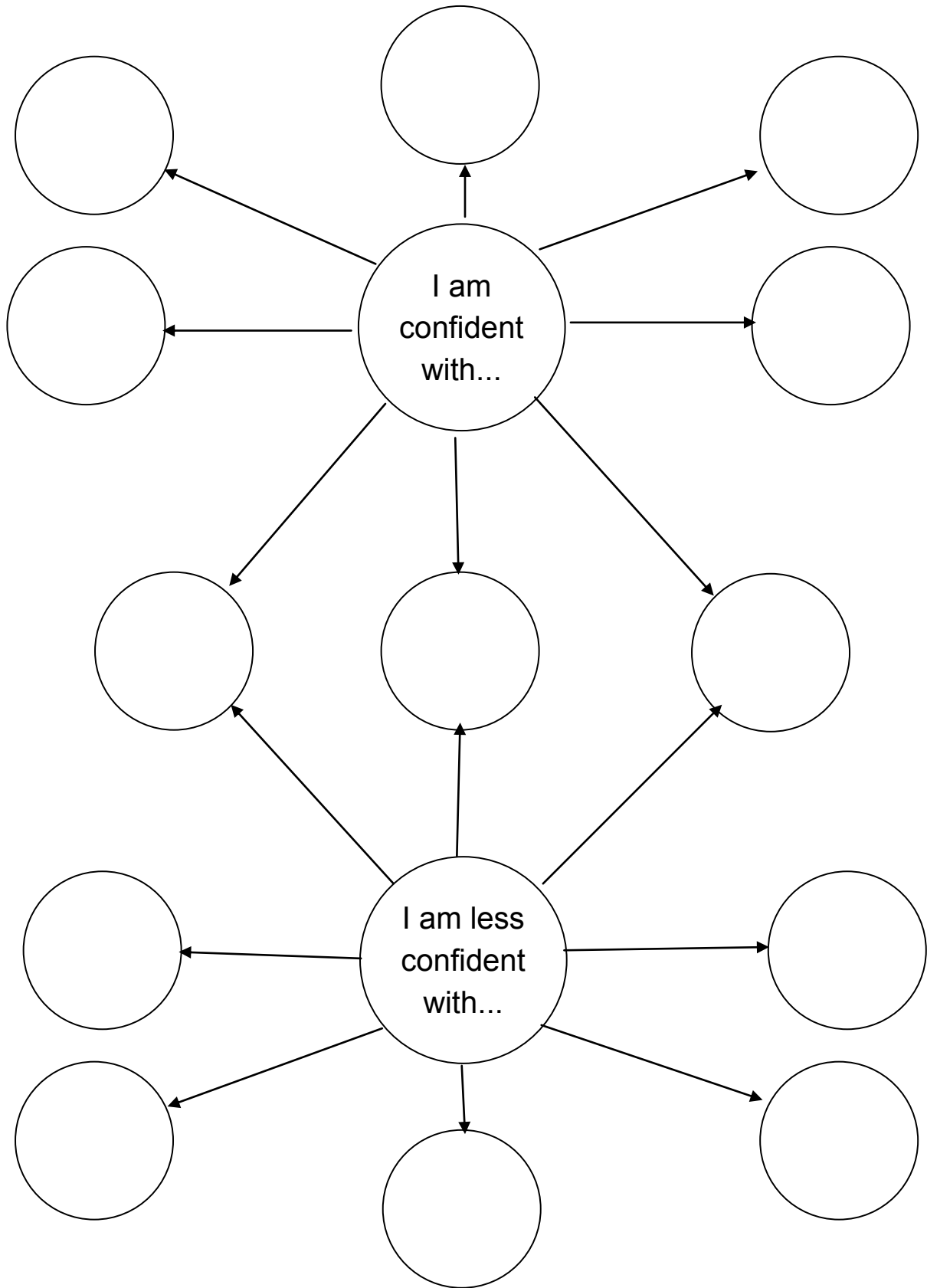
## Subject content covered 2015-16

Title of Unit/Topic	Content
<b>Descriptive Writing</b>	<p>Students will be asked to complete <b>one</b> descriptive writing task from a choice of two, one of which will have an image attached to use as a stimulus for ideas. This is exactly the same task they will be asked to complete in their GCSE English paper 1 exam.</p> <p>The exam will be <b>one hour</b>.</p> <p>The students will have to think carefully about:</p> <ul style="list-style-type: none"><li>• Using well-ordered <b>paragraphs</b></li><li>• Using carefully chosen <b>connectives</b></li><li>• Exciting and ambitious <b>vocabulary</b></li><li>• Using <b>Language techniques</b> to create effects</li><li>• Keeping the reader engaged</li><li>• Having accurate <b>punctuation</b></li><li>• Using a range of <b>sentence types</b></li><li>• <b>Spelling</b> accurately</li><li>• Matching the purpose and audience to the task</li></ul>

## How to Revise...

- Work hard in your lessons in the week before, as teachers will be revising the skills you need to use in the exam.
- Look back in your exercise books at the work completed in September and October 2015, at the start of the year, as this was the first topic we started with.
- Act upon feedback given to you and make corrections in your writing so you know where your strengths and challenges are in writing.
- Practise planning an answer.
- Practise writing short, descriptive paragraphs of anything around you, using the techniques you have been taught. Ask parents or friends to give you their opinion on the content and the technical accuracy of your writing. Make improvements based on their feedback.
- Look at the BBC Bitesize website to remind you of the grammar rules.

**How can I learn this better?**



# Y10 End of Year Exam

Subject: **English Literature**

End of year  
exam?

Yes

Progress Check

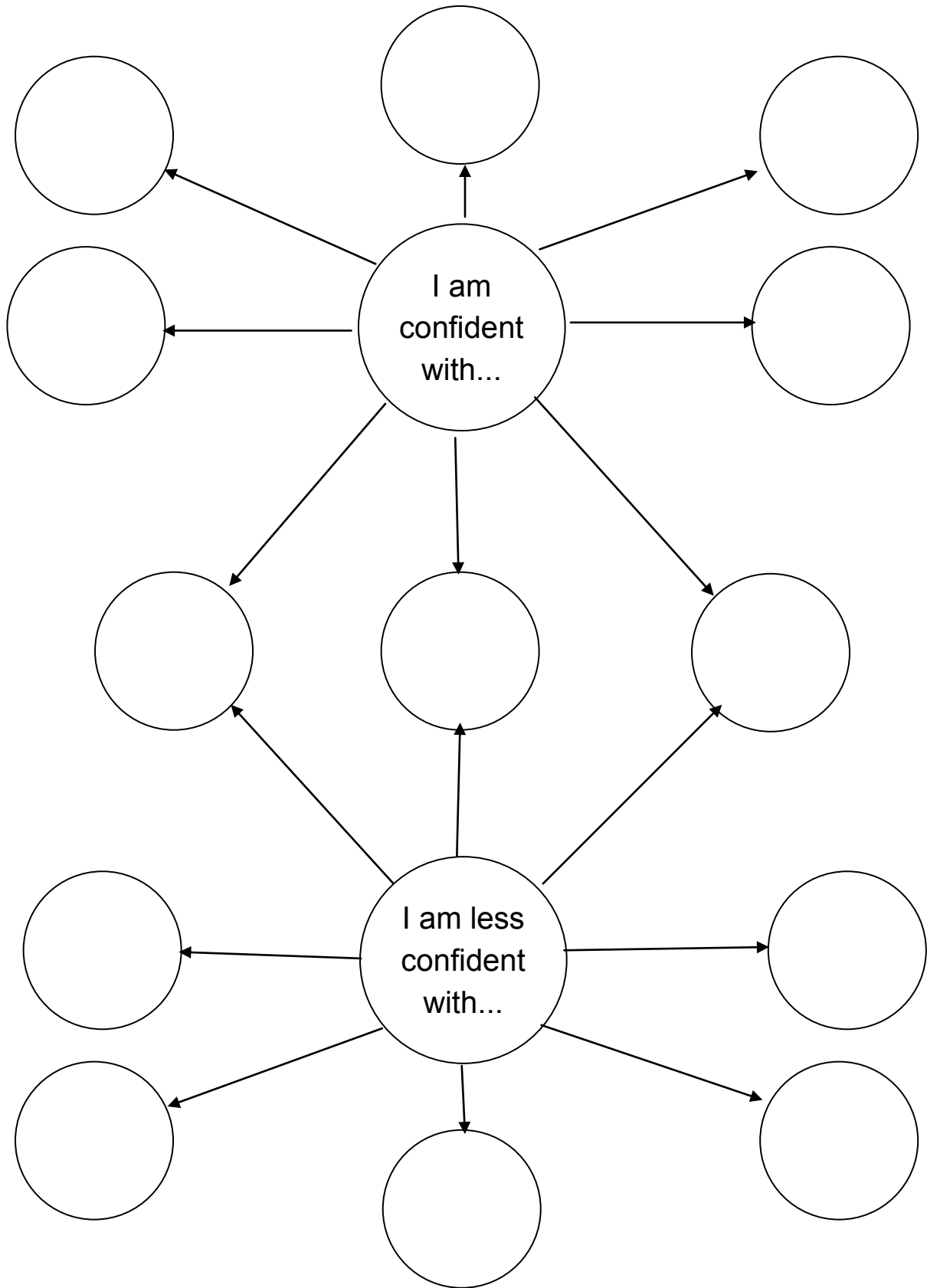
## Subject content covered 2015-16

Title of Unit/Topic	Content
<b>Paper 1</b> <b>Shakespeare—'Macbeth'</b>	<p>The exam is <b>1 hour</b>.</p> <p>The question is divided into two parts, both compulsory:</p> <p>Part A— The first part will ask the students to explore a short extract that is printed on the question paper with a character focus. <b>30 mins</b></p> <p>Part B—The longer question will ask the students to find other examples from their wider knowledge and reading of the play, to show how that character is presented. <b>30 mins</b></p> <p>Students will be required to:</p> <ul style="list-style-type: none"><li>• Make informed, personal responses</li><li>• Use carefully chosen quotations to support ideas</li><li>• Analyse the language</li><li>• Analyse the structure</li><li>• Evaluate how meaning has been created, looking for the layers of meaning</li><li>• Make links to relevant context details</li><li>• Comment on the writer's purpose</li><li>• Comment on the effect on the reader</li></ul> <p><b>NB: students are NOT allowed to have copies of the text in this exam.</b></p>

## How to Revise...

- Use the feedback from your end of unit assessment to identify strengths and challenges in completing this task.
- Learn and memorise the key quotations for the main characters, focusing on the variety of ways they are presented.
- Test yourself and friends on the main events and quotations of the play.
- Practise writing opening paragraphs to help you begin.
- Use BBC Bitesize and Kahoot to help you revise the play online. Search for 'Macbeth'.
- Focus and work hard in the lessons prior to your exam, as teachers will be revising the play and exam technique with you in preparation.

**How can I learn this better?**



# Y10 End of Year Exam

Subject: Science– Biology, Chemistry and Physics

End of year  
exam?

Yes

Progress Check

## Subject content covered 2015-16

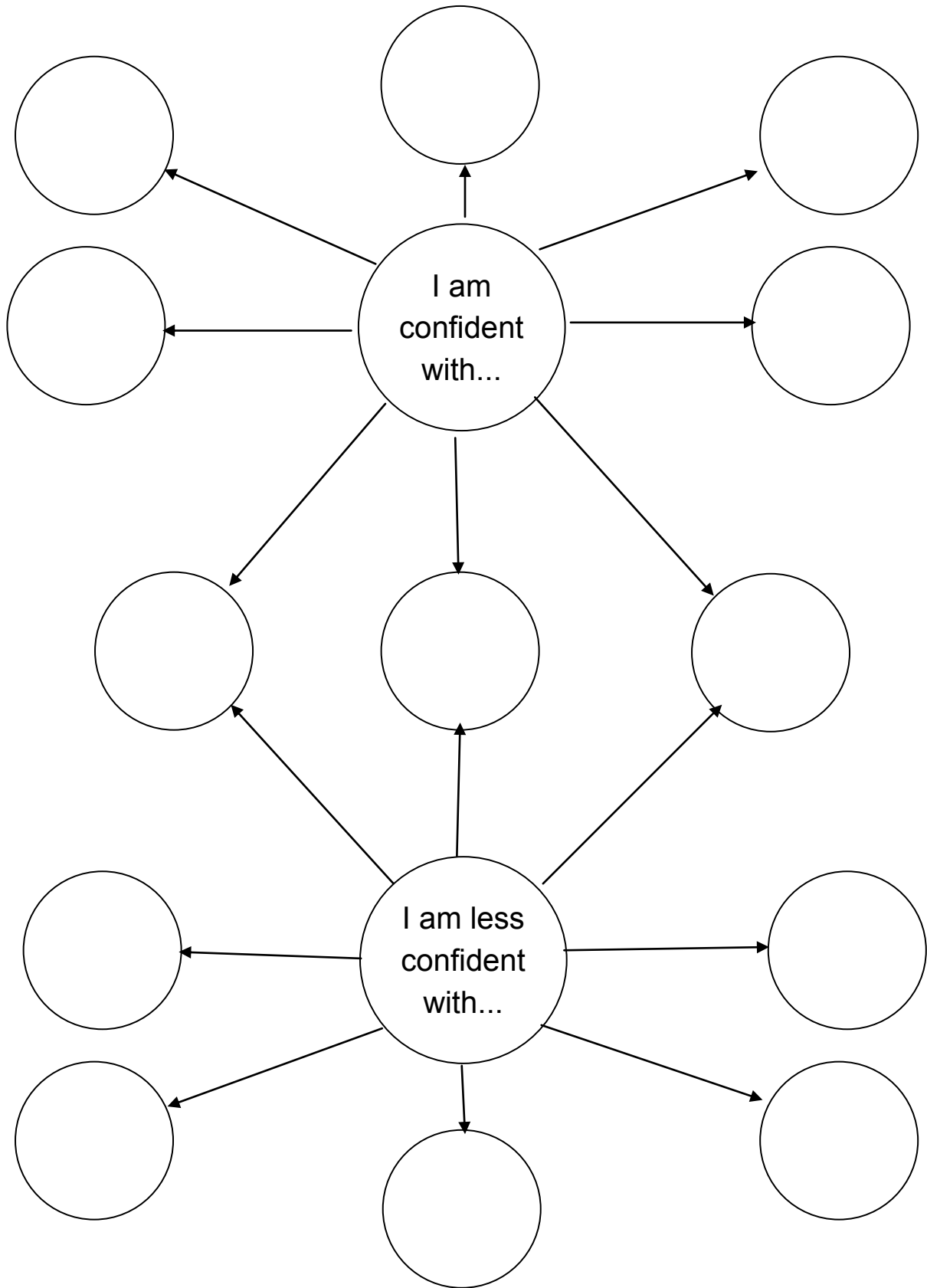
Title of Unit/Topic	Content
<b>B1a</b>	Keeping healthy; Defence against disease; Nerves and hormones; Control in the human body; Control in plants; Use and abuse of drugs; Interdependence and adaptation; Environmental change; Energy and biomass in food chains; Decay processes.
<b>B1b</b>	The carbon cycle; Genetic variation; Cloning; GM; Reproduction; Evolution.
<b>C1a</b>	Atoms; The periodic table; Chemical reactions; Limestone and building materials; Extracting metals; Reactivity of metals; Displacement reactions; Alloys; Properties and uses of metals; Crude oil; Hydrocarbons; Separating crude oil.
<b>C1b</b>	Cracking; Polymers; Ethanol; Plant oils extraction; Uses and hydrogenation; Emulsions; Saturated and unsaturated oils; The Earth's crust; The Earth's atmosphere.
<b>P1a</b>	Infra red radiation; Conduction; Convection; Radiation; Heating and insulating; Energy and efficiency; Transferring electrical energy; Generating electricity; The National Grid.
<b>P1b</b>	Waves (Electromagnetic spectrum); Reflection; Refraction; Sound waves; Doppler Effect; Red shift; Big Bang Theory.

## How to Revise...

- Use the revision guide and workbook to practise questions
- Use SAM Learning– KS4– Science—Biology, Chemistry, Physics
- Use BBC Bitesize– GCSE– Biology, Chemistry, Physics
- Watch video clips on Youtube-search- My GCSE Science



**How can I learn this better?**



# Y10 End of Year Exam

Subject: **Catering**

End of year  
exam?

Yes

Progress Check

## Subject content covered 2015-16

Title of Unit/Topic	Content
1. The industry – food and drink	<ul style="list-style-type: none"><li>• Please refer to year 9 class books and red revision guides for specific content</li></ul> <p>A free comprehensive revision power point and exam questions are available on pool:-</p> <p>H:\Students\Food Technology\GCSE\Revision</p> <p>Password—RidgwellPress</p>
2. Job roles, employment opportunities and training	
3. Health, safety and hygiene	
4. Food preparation, cooking and presentation	
5. Nutrition and menu planning	
6. Costing and portion control	
7. Specialist equipment	
8. Communication and record keeping	
9. Environmental considerations	

## How to Revise...

- **Red books, online resources, past papers (H:\Students\Food Technology\GCSE\Past Papers)**

Words used in exam question paper

**Define** – give the meaning

**List** – make a list – watch the marks!

**State** – write clearly

**Describe** – give details about

Questions at the end of the paper need more details

**Suggest** – like state

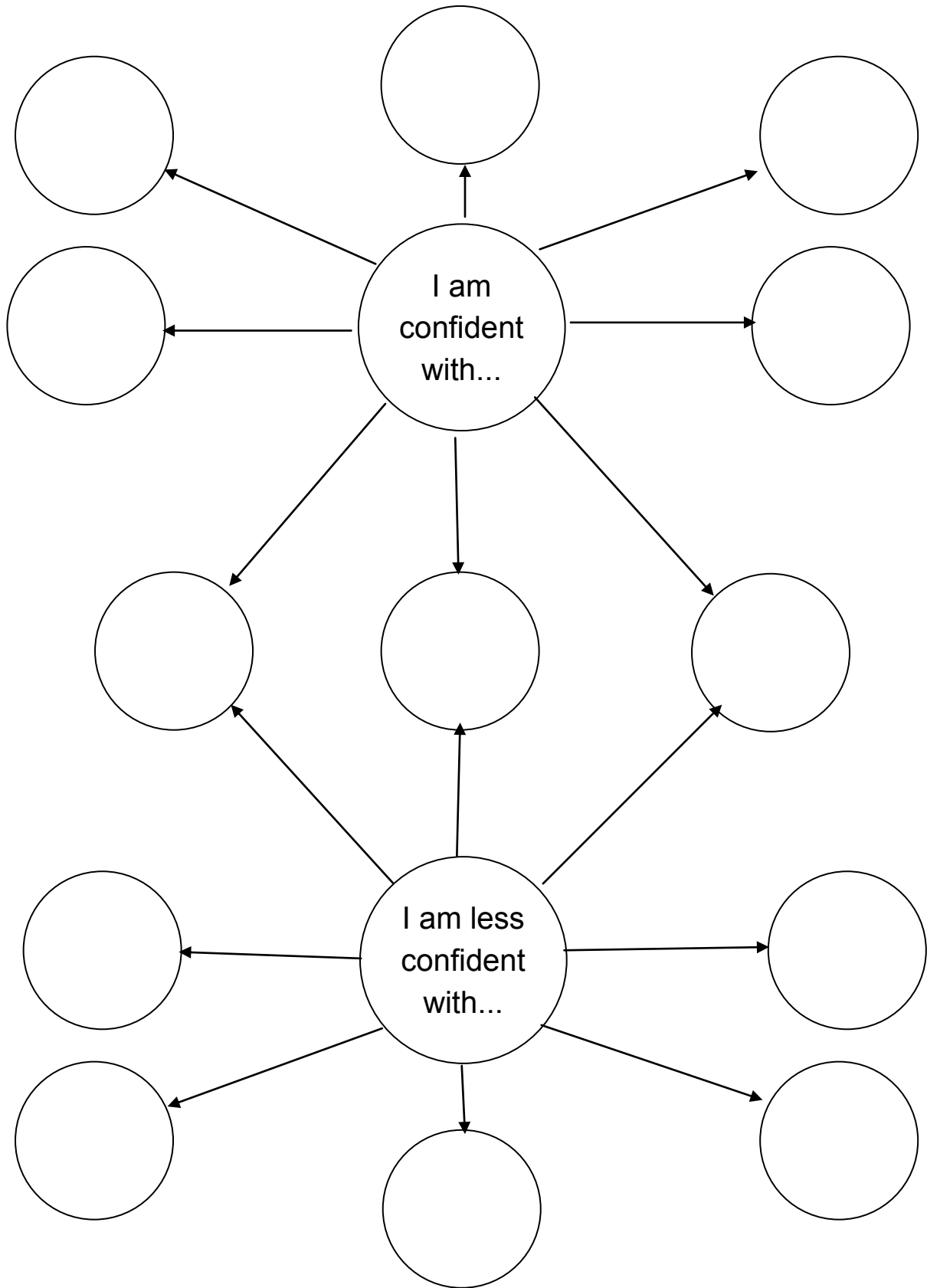
**Discuss** – write about and give advantages and disadvantages

**Explain** – give clear reasons – watch the marks!

**Evaluate** – give your own opinion -watch the marks!

**TIP** – look at the marks for the question and write enough information to get those marks! If there are 4 marks, write 4 points.

**How can I learn this better?**



# Y10 End of Year Exam

Subject: **Child Development**

End of year  
exam?

Yes

Progress Check

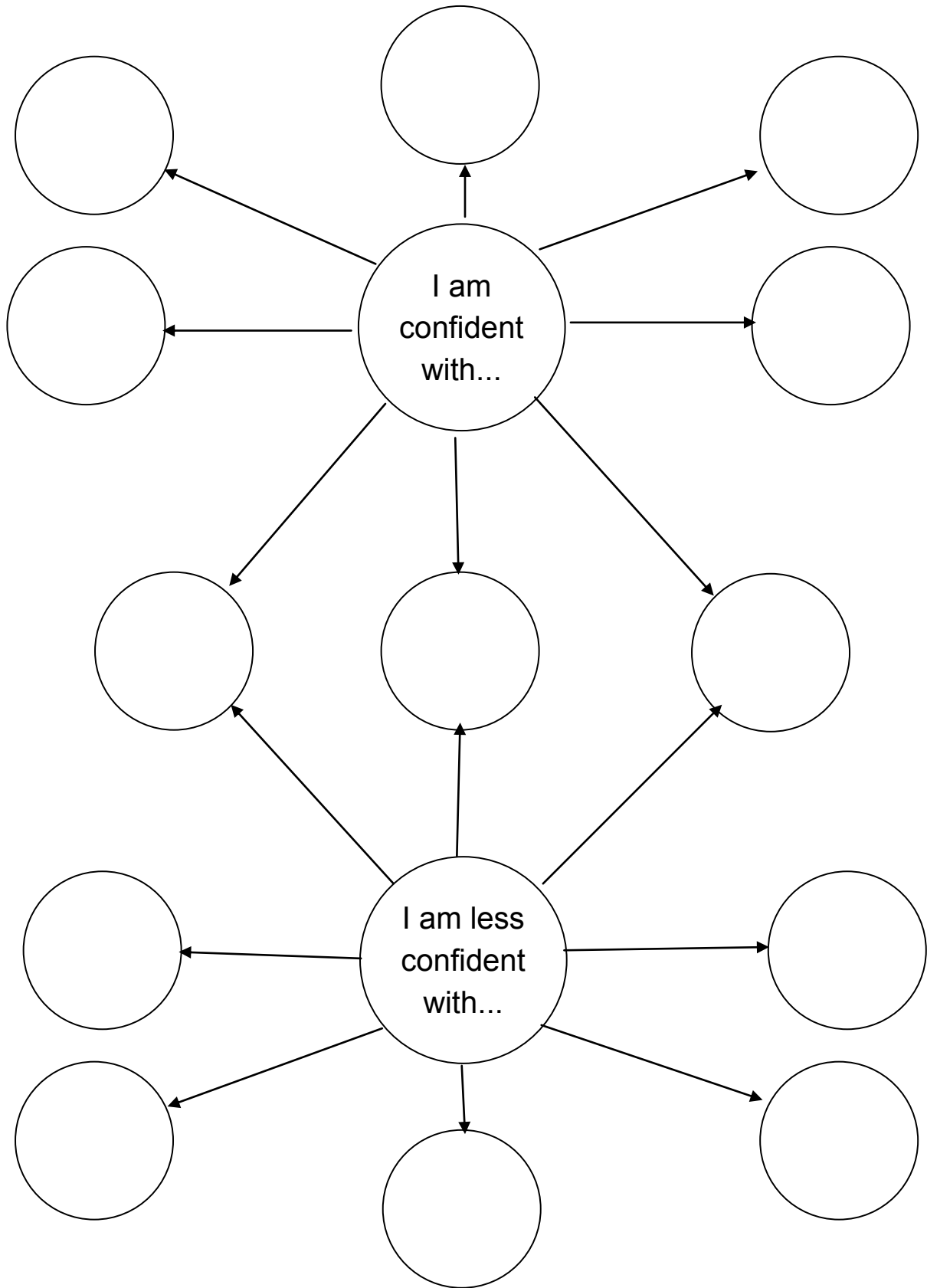
## Subject content covered 2015-16

Title of Unit/Topic	Content
<b>3.1 Parenthood</b>	<ul style="list-style-type: none"><li>• The family</li><li>• Planning for a family</li><li>• Preparing for the baby</li><li>• Provision of a safe environment</li></ul>
<b>3.2 Pregnancy</b>	<ul style="list-style-type: none"><li>• Reproduction</li><li>• Pre-conceptual care</li><li>• Pregnancy</li><li>• Preparation for the birth</li><li>• Labour and birth</li><li>• Newborn baby</li><li>• Postnatal care</li></ul>

## How to Revise...

- BBC Bitesize:- Science; Biology; Reproduction
- Use past exam papers:- collect from your teacher
- Learn the glossary of keywords that you have in your class folder
- Read through your class notes and summarise them as key points, for example on key cards or mind maps
- Use the revision guide by adding your own notes to the margins and answering the questions

**How can I learn this better?**



# Y10 End of Year Exam

Subject: **Drama**

End of year  
exam?

Yes

Progress Check

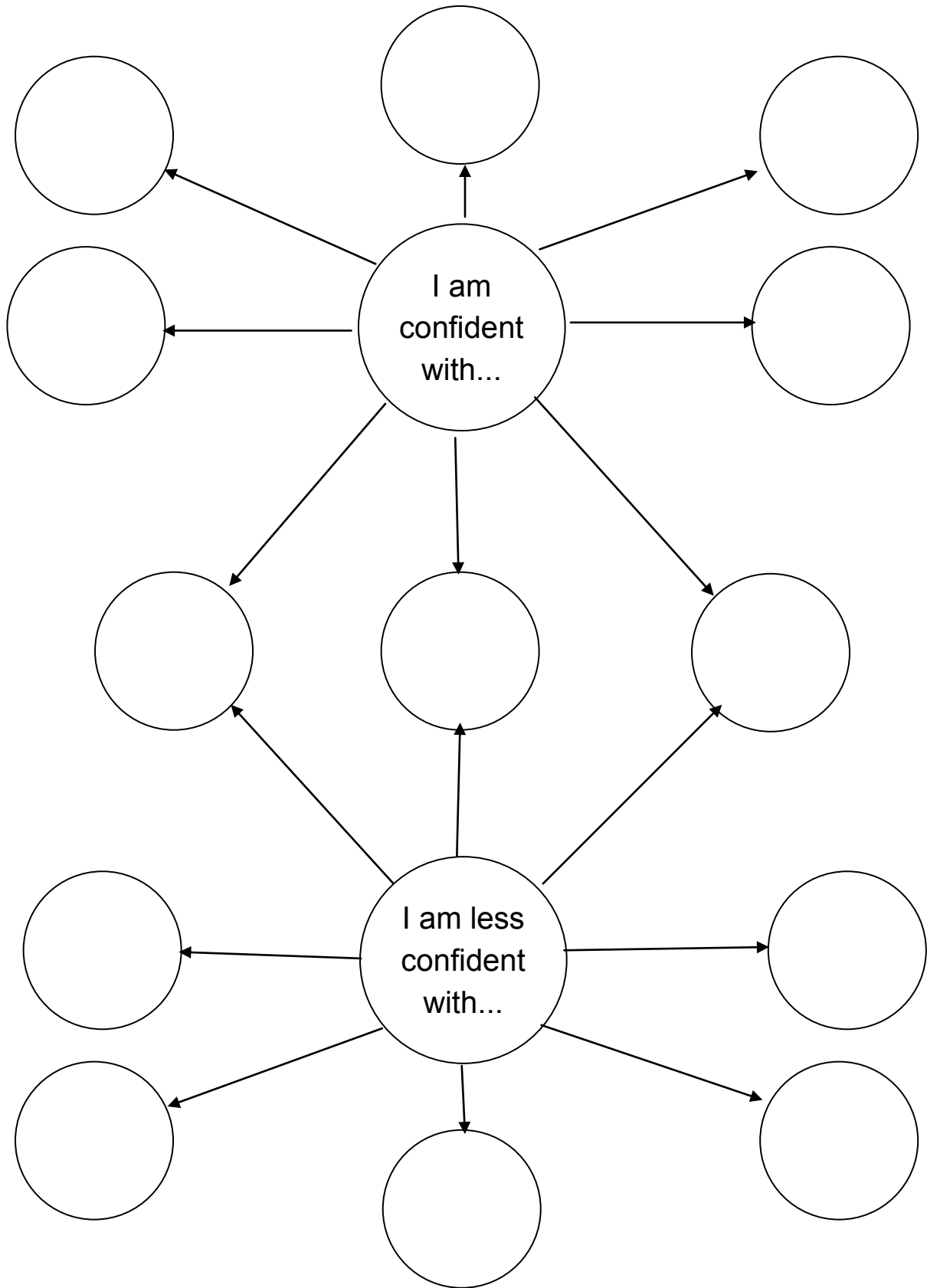
## Subject content covered 2015-16

Title of Unit/Topic	Content
<b>Devising Skills</b>	<ul style="list-style-type: none"> <li>• Improvisation</li> <li>• Key Drama Techniques</li> <li>• Explorative Strategies</li> <li>• Drama Mediums</li> <li>• Drama Elements</li> <li>• Theatre Review</li> <li>• Characterisation</li> </ul>
<b>Explorative Strategies</b>	<ul style="list-style-type: none"> <li>• Responding to stimuli</li> <li>• Use of Voice</li> <li>• Communication</li> </ul>
<b>Physical Theatre</b>	<ul style="list-style-type: none"> <li>• Physical Theatre techniques</li> <li>• Non-naturalistic techniques</li> <li>• Movement, Mime and Gesture</li> <li>• Performance structure</li> </ul>
<b>Theatre in Education</b>	<ul style="list-style-type: none"> <li>• Devise your own Theatre in Education performance</li> <li>• Perform to target audience</li> <li>• Raise Awareness about issues</li> </ul>
<b>Unit 1 Exam</b>	<ul style="list-style-type: none"> <li>• 6 hours filmed practical workshop.</li> <li>• Devising Skills -Power and Conflict.</li> <li>• Controlled assessments: about what you did in the unit 1 work-shop</li> </ul>
<b>Unit 1 Controlled Assessment</b>	<ul style="list-style-type: none"> <li>• Power and Conflict controlled assessment 2000 words.</li> </ul>

## How to Revise...

- You must make notes during and after the practical workshop in the provided booklet.
- Stay focused – (remember the camera will be rolling for six hours).
- Work well with others and always contribute your ideas.
- Share and listen to ideas.
- Evaluate peer performances with examples and using key terminology.
- Take part in every task.
- Project your voice.
- You must evaluate your own and the work of others.
- You must use the subject key words consistently.
- You must analyse, provide examples and justify your opinions.
- Do not describe.
- You will be expected to develop characterisation skills and use multi role.
- Understanding of the theme Power and Conflict.
- Thorough use of Explorative Strategies, Drama Mediums and Drama Elements.
- Use the provided sentences structures to help if necessary.
- Revise your Drama Mediums, Elements and Explorative Strategies.
- Read your Drama Booklet.
- Read the assessment criteria for unit 1 in your Drama booklet.
- Look at the BBC Bitesize website to remind you of the grammar rules.

**How can I learn this better?**



# Y10 End of Year Exam

## Subject: Design and Technology

End of year exam?

Yes

Progress Check

## Subject content covered 2015-16

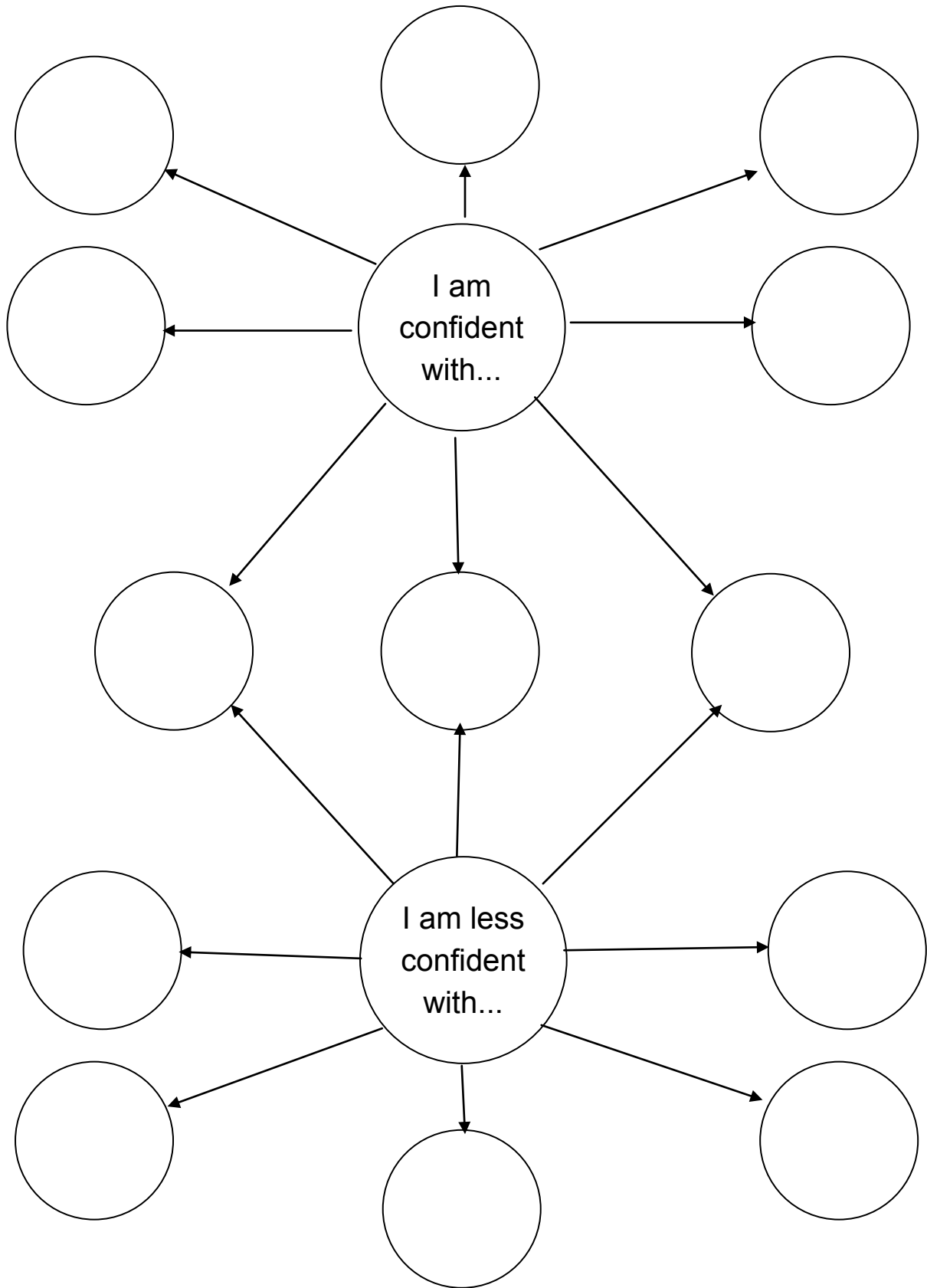
Title of Unit/Topic	Content
<b>Departmental Logos</b>	Research School Departments Pictograms, Logos & Symbols Use of Powerpoint to create ideas <i>(set during first 6 weeks of Autumn Term—pre Bruce)</i>
<b>Skill Development Wood &amp; Plastic</b>	Shaping and finishing wood and plastic Safe and precise use of the Pillar drill, Disc sander, Scroll Saw Correct tools for Metal & Plastic
<b>Personal Logo By hand &amp; CAD/CAM</b>	Designing; Initial ideas; Typography. Communication about self 2D Design Designing skills FPT—Cutting accurate sized Acrylic Keyring using Laser cutter
<b>Steady Hand Game</b>	Investigating Designers / Design Movement Basic electronics –Soldering; Safe use of tools Materials –Wood; Metal and plastic; Electronic components Creating a Steady Hand game influenced by chosen Designer C1 research -Client; Existing solutions; Basic Specification. C2 / C3 Design & Make a Steady Hand game –free choice of materials. Basic Orthographic; Isometrics

## How to Revise...

- [www.technologystudent.com](http://www.technologystudent.com) - *Graphics*; Oblique projection
- [www.technologystudent.com](http://www.technologystudent.com) - *Mechanisms*; introduction section
- **BBC Bitesize:- Product Design**
- **Oblique** drawing worksheets
- **Understand the following keywords** and how to use them: Design context; Design Brief; Analysis; Specification; Oblique; Colour toning; Net; Evaluation; Hardwood/softwood/manufactured boards; Thermosetting plastic / Thermoplastic.
- **Learn the name and use of following tools:** Try square; Rule; Vice; Bench hook; Tenon saw; Coping saw; File; Glass paper; PVA glue; Pillar drill; Drill bit; Chuck key; CAD/CAM/CNC
- Learn what the **Head to Toe Rule** is and what the ten **general workshop safety rules** are



**How can I learn this better?**



# Y10 End of Year Exam

Subject: **Geography**

End of year  
exam?

Yes

Progress Check

## Subject content covered 2015-16

Title of Unit/Topic	Content
<b>Economic Development</b>	<ul style="list-style-type: none"><li>• Development -measuring and categories</li><li>• Factors affecting levels of development</li><li>• Development and Aid</li><li>• Location of industry -primary, secondary, tertiary and quaternary</li><li>• Environmental impacts of industry</li><li>• Global Warming - causes, effects, responses</li></ul>
<b>Natural Hazards</b>	<ul style="list-style-type: none"><li>• Plate tectonics</li><li>• Volcanoes -causes, effects, responses</li><li>• Earthquakes -causes, effects, responses</li><li>• Case Studies</li></ul>
<b>Coasts</b>	<ul style="list-style-type: none"><li>• Coastal processes: transportation and deposition</li><li>• Erosional landforms -Old Harry's Rock</li><li>• Depositional landforms –Spit</li><li>• Coastal management</li></ul>

## How to Revise...

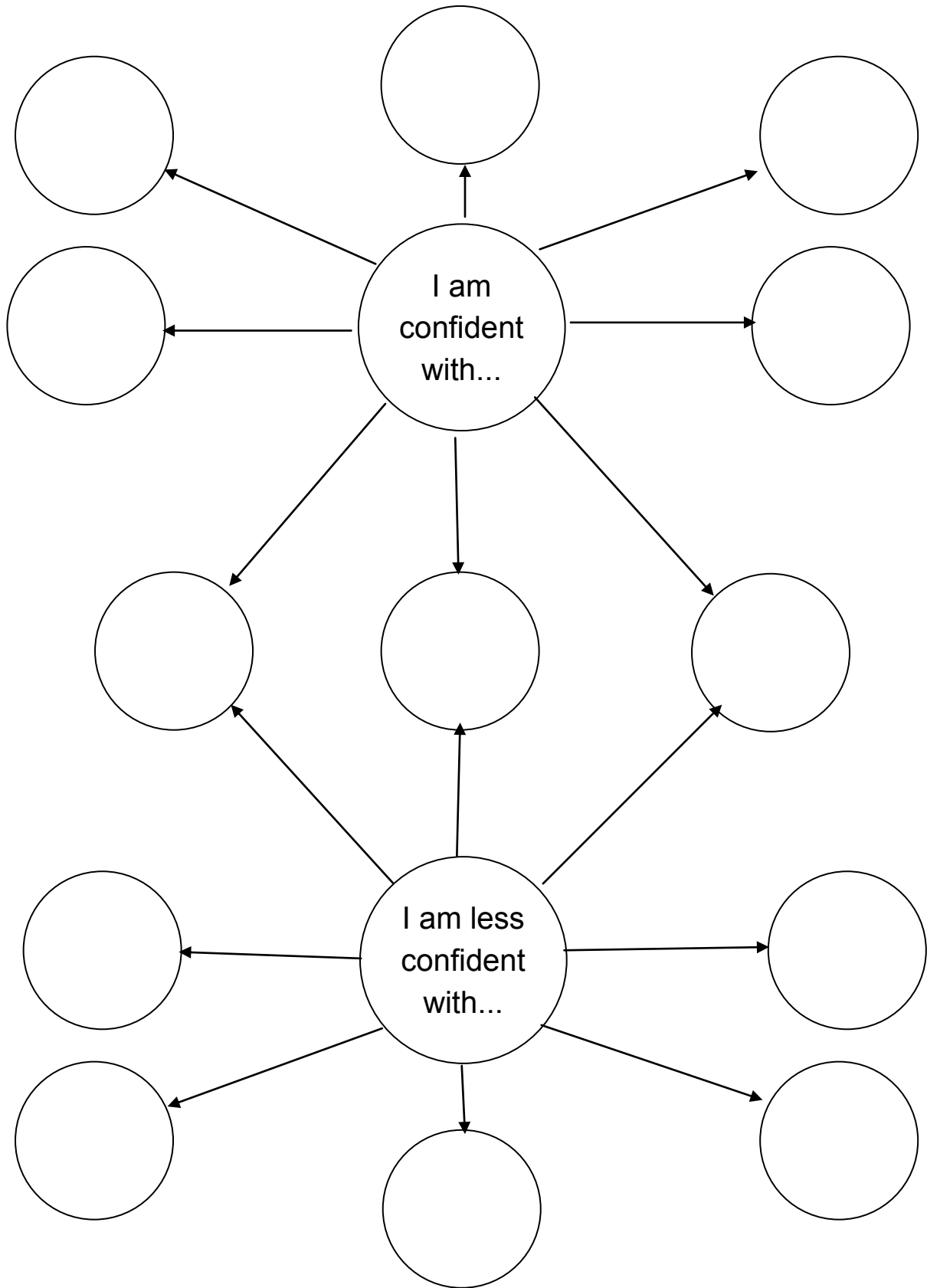
The end of year 10 exam will be on the 3 themes above: **Economic Development, Natural Hazards and Coasts**. In class you have been given a revision guide, which outlines what you need to revise. The guide also has every case study you will need to revise for the exam.

You will also be given revision time in lessons to prepare for the exam.

Please continue your revision at home by using your exercise book(s), revision guide and BBC Bitesize Key Stage 4 Geography.

- Create mind maps
- Revision flash cards
- Posters

**How can I learn this better?**



# Y10 End of Year Exam

Subject: **History**

End of year  
exam?

Yes

Progress Check

Controlled  
Assessment

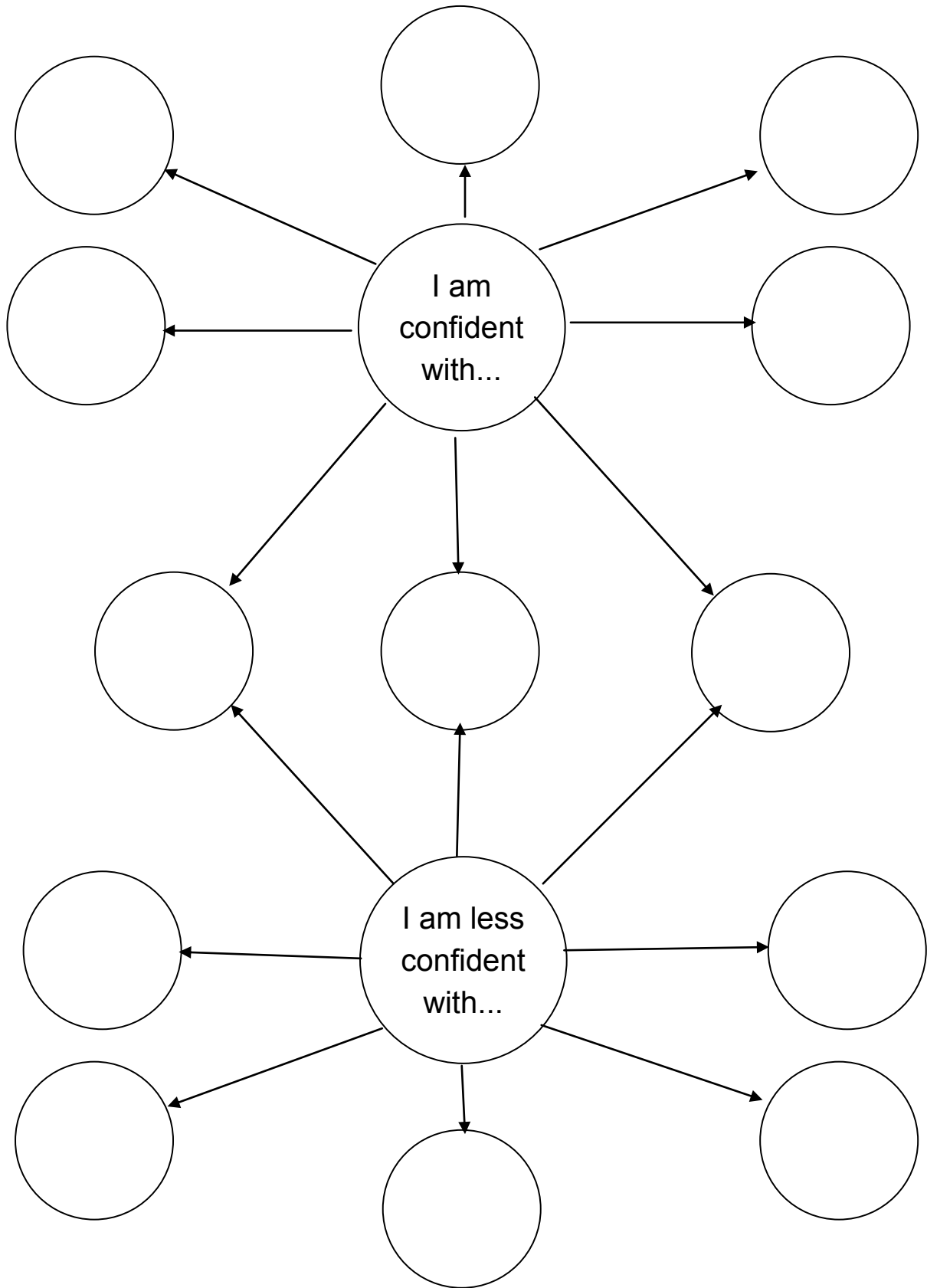
## Subject content covered 2015-16

Title of Unit/Topic	Content
<b>Paper 1</b>	<ul style="list-style-type: none"><li>• <b>Hitler's Foreign Policy and the Causes of the Second World War (Blue book)</b></li></ul>
<b>Paper 2</b>	<ul style="list-style-type: none"><li>• <b>The Roaring 20s – USA 1919-29 (Yellow Book)</b></li><li>• <b>Hitler's Germany 1933-45 (Yellow Book)</b></li></ul>

## How to Revise...

- Y10 History Mock Revision Booklet
- Moodle
- Take your book home to use for making flashcards/mindmaps, etc
- Research online -BBC bitesize has some good information
- Create quizzes and share these with your friends
- Talk to your teacher

**How can I learn this better?**



# Y10 End of Year Exam

Subject: **ICT**

End of year  
exam?

Yes

Progress Check

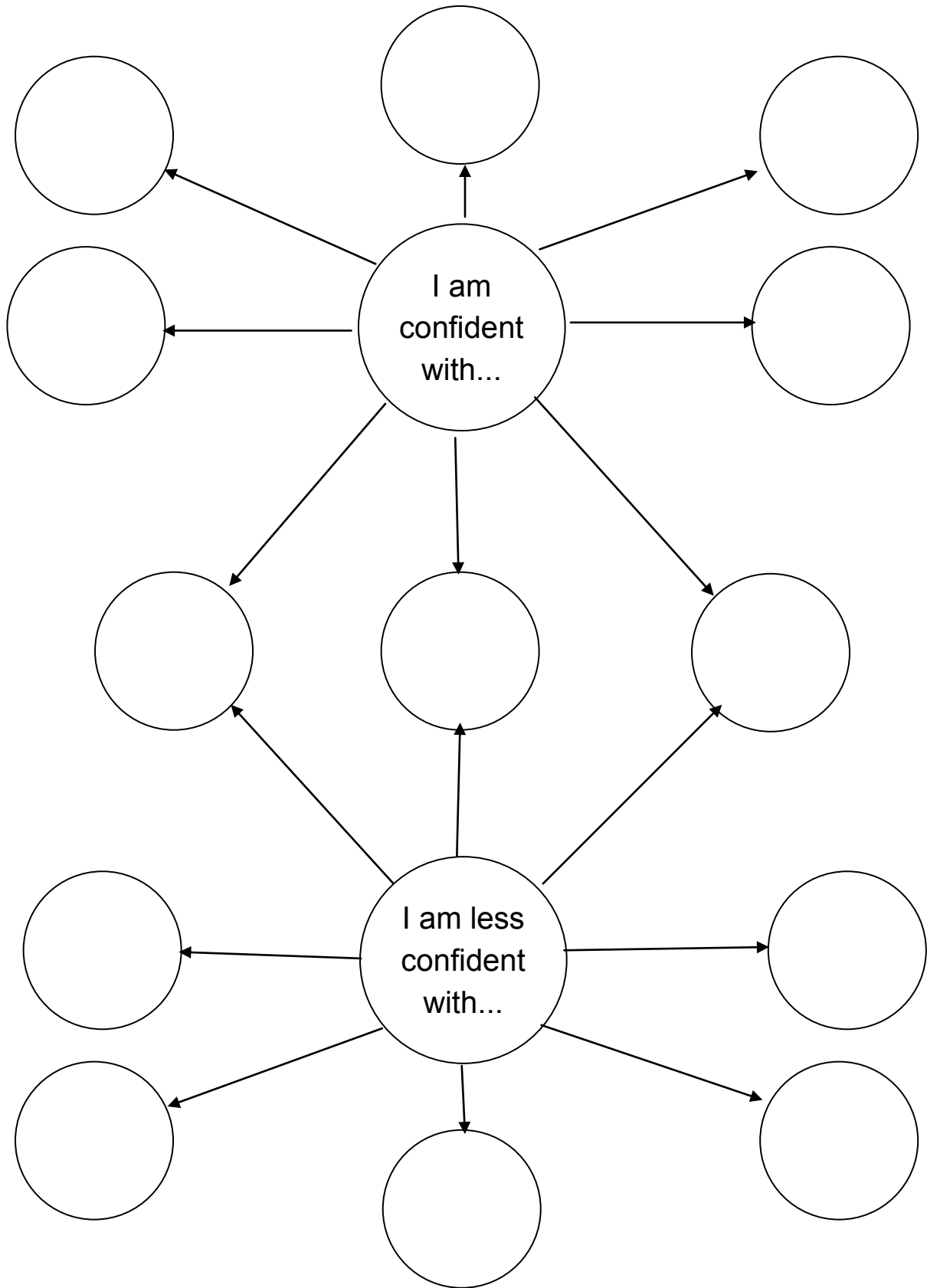
## Subject content covered 2015-16

Title of Unit/Topic	Content
<b>Personal Digital Devices</b>	Uses of digital devices Input and output devices (peripherals)
<b>Connectivity</b>	Connectivity Impact on organisations Home Networks Bandwidth and Latency Wi-Fi and mobile broadband
<b>Operating Online</b>	Security Risks The internet Personal spaces Security measures
<b>Online goods and services</b>	Copyright Online shopping Payment systems Consumer rights
<b>Online Communities</b>	Storage (local or online) Online workspaces Social networks Socialising and responsible use
<b>Issues</b>	Security Privacy Monitoring movements Health and safety Legislation Unequal access to ICT Environmental Impact

## How to Revise...

- Revise Edexcel GCSE ICT Guide (Pearson)  
Available to borrow from your teacher
- BBC Bitesize GCSE ICT pages

**How can I learn this better?**



# Y10 End of Year Exam

Subject: **Computer Science**

End of year  
exam?

Yes

Progress Check

## Subject content covered 2015-16

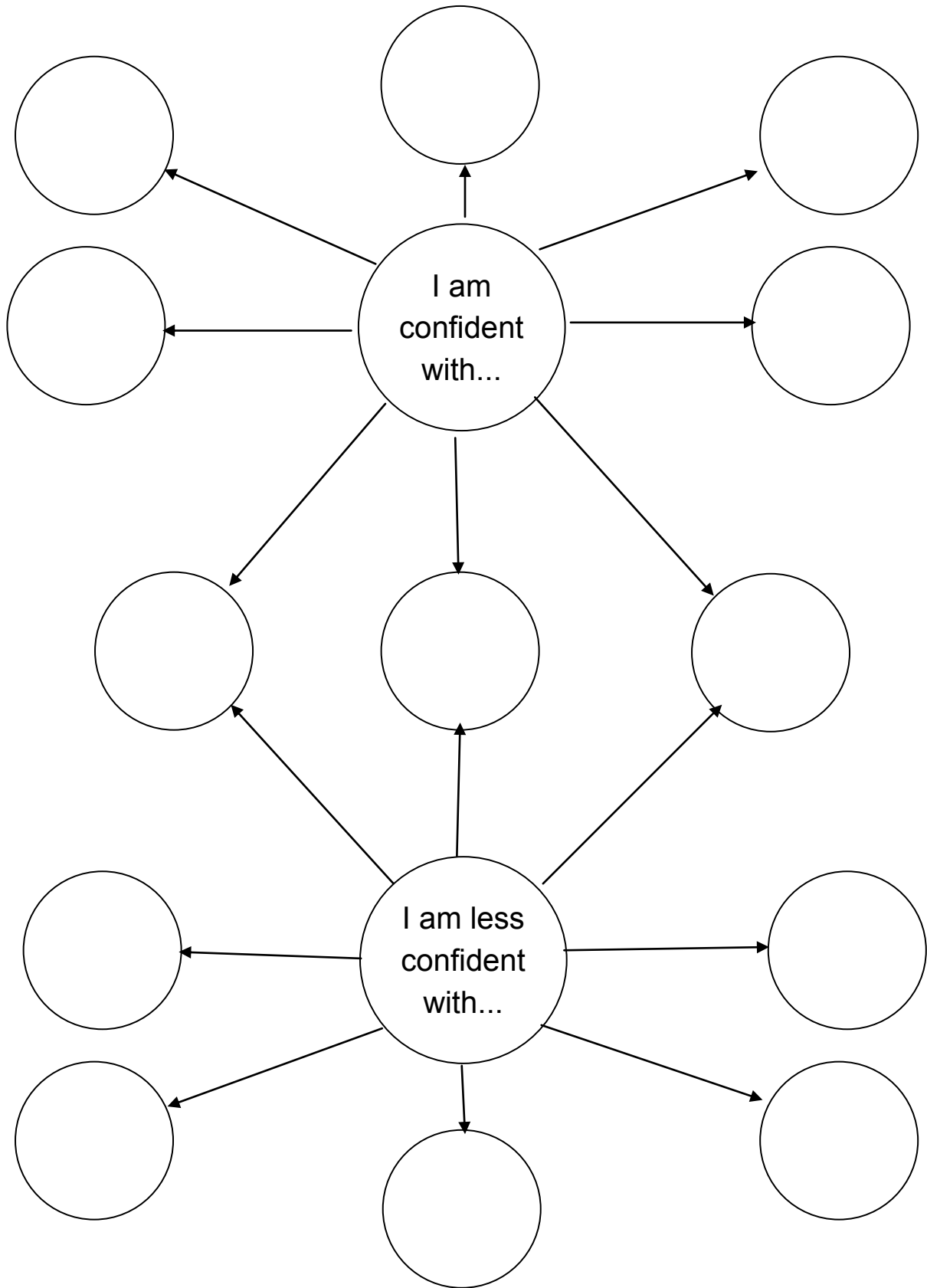
Title of Unit/Topic	Content
<b>Fundamental Aspects of Computer Systems</b>	Testing Reliability Environment Legal Issues
<b>Hardware</b>	CPU RAM+ROM Logic Gates Memory/Storage
<b>Representation of Data</b>	Binary, Denary + Hex Images Sound
<b>Software</b>	Operating systems Open source/off the shelf Utility Programs
<b>Databases</b>	DBMS Relational Databases Flat File Databases (Records, fields, reports, forms and queries)
<b>Networks</b>	LAN + WAN Topologies IP + MAC Address

## How to Revise...

- OCR Computing for GCSE (Hodder)  
Available to borrow from your teacher
- Cambridge MOOC website (videos and resources)



**How can I learn this better?**



# Y10 End of Year Exam

Subject: **French/Spanish/Italian**

End of year  
exam?

Yes

Progress Check

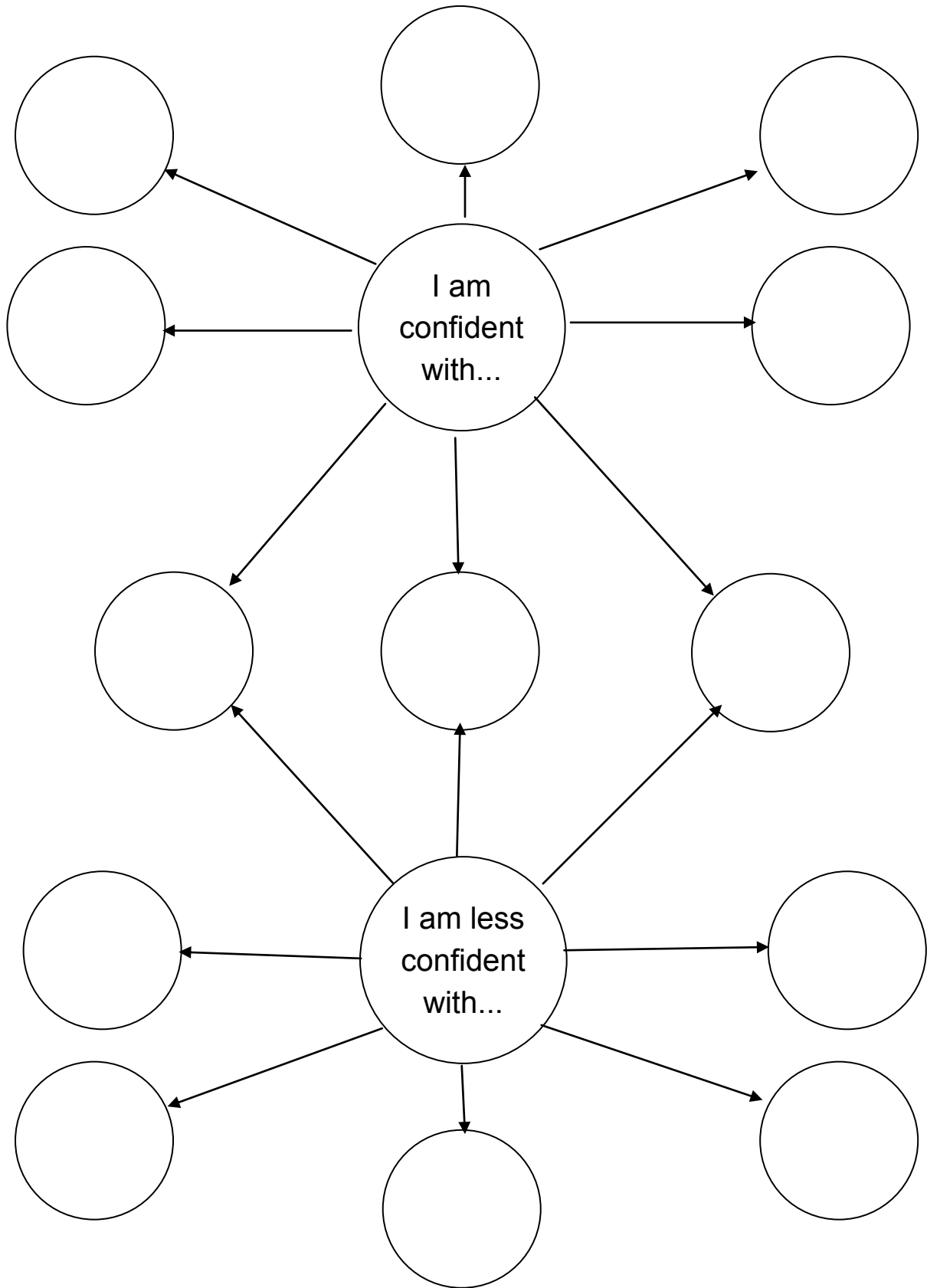
## Subject content covered 2015-16

Title of Unit/Topic	Content
<b>Out and about</b>	Visitor information; Basic weather; Local amenities; Accommodation; Public transport and directions.
<b>Customer service and Transactions</b>	Cafés and restaurants; Shops and dealing with problems.
<b>Personal information</b>	General interests; Leisure activities; Family, friends and lifestyle (healthy eating and exercise).
<b>Future plans, education and work</b>	Basic language of the internet; Simple job advertisements; Simple job applications and CV; School and college; Work and work experience.

## How to Revise...

- Memorise - see your teacher
- Linguascope
- BBC Bitesize
- Textivate links - see your teacher
- Revision Workbooks - available to buy from your teacher
- Revision Booklets - given to you at the beginning of the year. Ensure you look through the vocabulary and know the words from **Spanish to English**

**How can I learn this better?**



# Yr10 End of Year Exam

Subject: Music

End of year exam?

Yes

Progress Check

## Subject content covered 2015-16

Title of Unit/Topic	Content
<b>Set Work - All Blues Analysis</b>	<ul style="list-style-type: none"> <li>• Basic features of Jazz and it's origins</li> <li>• Ragtime Music; Dixieland Jazz; Swing and Bebop</li> <li>• Later developments in Jazz -Modal/Free Jazz and use of riffs/chords/improvisation</li> <li>• Origins and construction of modes and how they are used in 20th century</li> </ul>
<b>Set Work - Rag Desh Analysis</b>	<ul style="list-style-type: none"> <li>• Rhythm and metre and drum patterns to signify structure</li> <li>• Two meanings of Raga, including notes of the scale and the moods they represent</li> <li>• Traditional Indian instruments and their role in an ensemble</li> <li>• Sections of a Raga and their musical characteristics</li> </ul>
<b>Set Work - And The Glory of The Lord</b>	<ul style="list-style-type: none"> <li>• Features of Baroque Music: Dates; Composers especially Handel; Instruments</li> <li>• Oratorios and their musical forms and the four main voice types</li> <li>• Chords and Cadences</li> <li>• Texture and the different types used in the set work</li> </ul>
<b>Set Work - Symphony No.40 in G minor 1st movt Analysis</b>	<ul style="list-style-type: none"> <li>• Features of Classical Music: Dates; Composers, especially Mozart; Instruments</li> <li>• Sonata Form and how it is used in Sonatas and Symphonies</li> <li>• Key signatures and key changes and how to use the circle of fifths</li> </ul>
<b>Set Work - Prelude No.15 in Db major Op.28</b>	<ul style="list-style-type: none"> <li>• Features of Romantic Music: Dates; Composers, especially Chopin</li> <li>• Programme Music; Preludes and music for the piano</li> </ul>

## Keywords...

**All Blues** - Accompaniment, Added notes, Blues, Blues Scale, Call and Response, Chord, Dixieland Jazz, Frontline, Harmony, Improvisation, Jazz Ensemble, Melody, Offbeat, Q&A, Ragtime, Rhythm Section, Soloist, Spiritual, Stride accompaniment, Syncopation, 12 Bar Blues, Bebop, Chromatic Scale, Modal Jazz, Reeds, Swing, Swing Rhythm, Tempo, Timbre, Tonal Quality, Triplet, Trombones, Trumpets, Virtuoso, Walking Bass Line, Aeolian, Dorian, Final, Ionian, Lydian, Major Scale, Minor Scale, Mixolydian, Modes/Modal, Phrygian, Plainsong, Raga, Pitch Range, Semitone, Tone, Alto Sax, Bass, Chord Progression, Chromatically Altered Chord, Comping, Drums, Ostinato, Piano, Riff, 7th Chord, Tenor Sax, Triad, Big Band, Head, Intro, Link Section, Modal Jazz, Mute, New Orleans Jazz, Outro.

**Rag Desh** - Alap, Anacrusis, Avartan, Free Rhythm, Irregular Rhythm, Matra, Mukra, Pulse, Regular Rhythm, Rhythm Cycles, Tala, Unmetered, Upbeat, Vibhag, accompaniment, Drone, Glissando, Harmonium, Harmony, Melody, Mode, Notation, Ornaments, Pentatonic, Raga (both meanings), Sargam, Semitone, System Tonic, Tambura, Texture, Tonal Centre, Tonality, Tone, Bansuri, Blown, Bowed, Frets, Improvisation, Plucked, Sarangi, Sarod, Singer/Voice, Sitar, String, Sympathetic String, Tabla, Timbre, Wind, Gat, Jhalla, Jor, Ornamentation, Bols, Cymbals, Gharana, Meend/Mind, Pentatonic, Rasa, Tan.

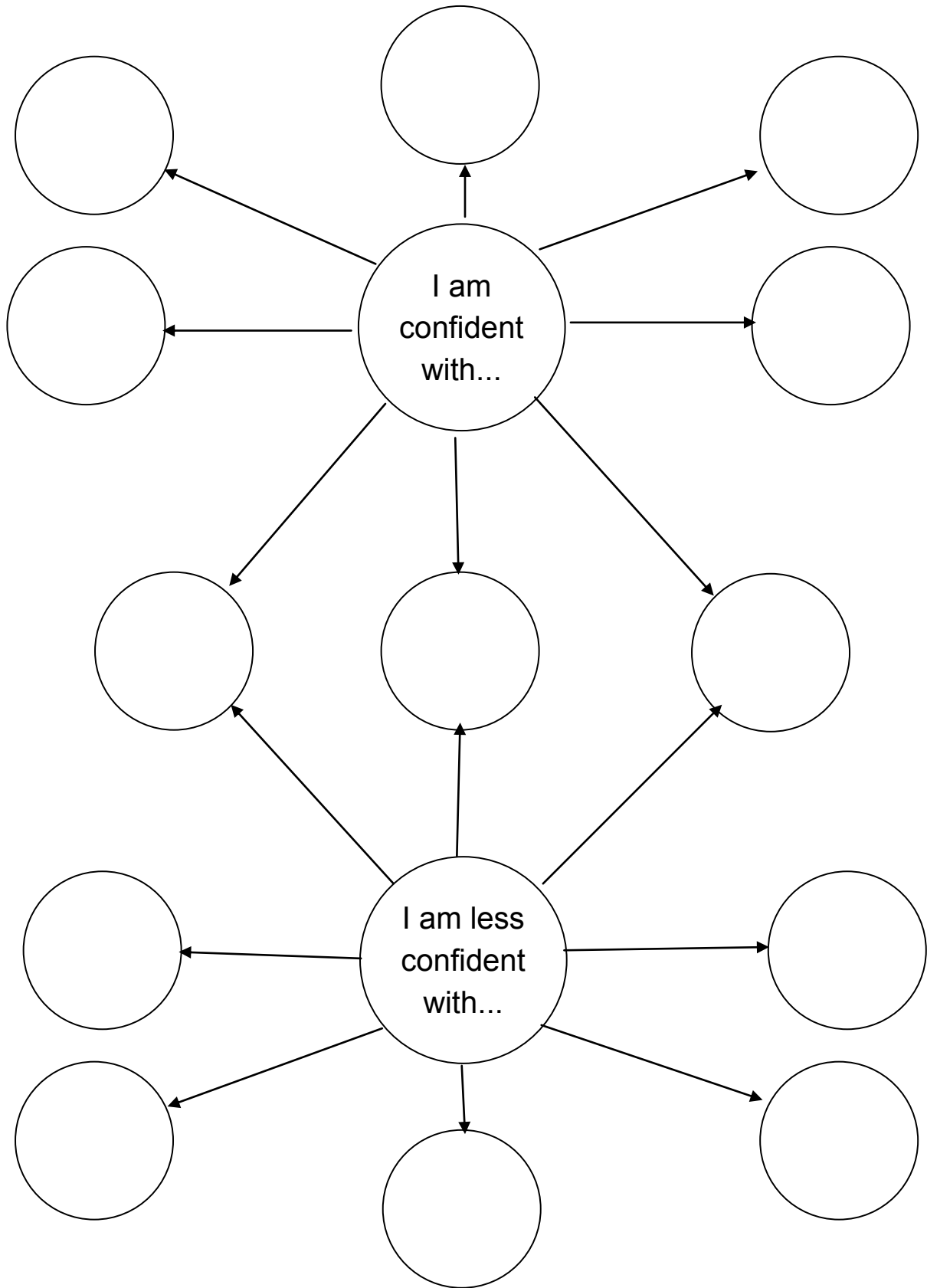
**And The Glory of The Lord** - Baroque, Basso Continuo, Cello, Continuo, Decorated Melody, Figured Bass, Handel, Harpsichord, Imitation, J.S. Bach, Major, Minor, Mordent, Orchestra, Organ, Ornamentation, Terraced Dynamics, Tonality, Trill, Turn, Viols,

**And The Glory cont'd** - Vivaldi, Alto, Aria, Bass, Chorus, Libretto, Motif, Movement, Opera, Oratorio, Pedal, Recitative, Sacred, SATB, Secular, Soprano, Stretto, Tenor, Anthem, Cadence, Chord, Fifth, Imperfect, Perfect, Plagal, Interrupted, Root, Third, Homophonic Block, Chordal Texture, Homophonic Melody and Accompaniment, Monophonic, Polyphonic, Voice, Allegro, Hemiola, Instrumentation, Melismatic, Sequence, Syllabic.

**Symphony No.40** - Balanced Phrases, Beethoven, Chamber Music, Clarity, Classical, Orchestra, Concerto, Conductor, Contrasting Dynamics, Elegance, Haydn, Homophonic Melody & Accompaniment Texture, Mozart, Piano, Sonata, String Quartet, String Section, Symphony, Bridge Passage, Coda, Codetta, Development, Exposition, Recapitulation, 1st subject, 2nd subject, Sonata Form, Theme, Enharmonic, Flat, Key Change, Key Signature, Major, Minor, Modulation, Natural, Relative/Related Keys, Sharp, Form & Structure, Harmony, Instrumentation, Tonality.

**"Raindrop" Prelude** - Ballet, Bass Clarinet, Concert Overture, Cor Anglais, Double Bassoon, Emotion, Nationalism, Solo Piano, Sustaining pedal, Symphonic Poem, Symphony Orchestra, Tone Poem, Tuba, Dynamics, Form & Structure, Instrumentation, Melody, Pitch, Programme Music, Rhythm, Tempo, Texture, Timbre, Frame, Hammers, Chopin, Soft pedal, Soundboard, Strings, Virtuoso, Acciature, Chopin, Crescendo, Diminuendo, Homophonic, Legato, Major, Minor, Motif, Pedal Note, Phrasing, Rubato, Septuplet, Smorzando, Ternary Form.

**How can I learn this better?**



# Y10 End of Year Exam

Subject: **PE**

End of year  
exam?

Yes

Progress Check

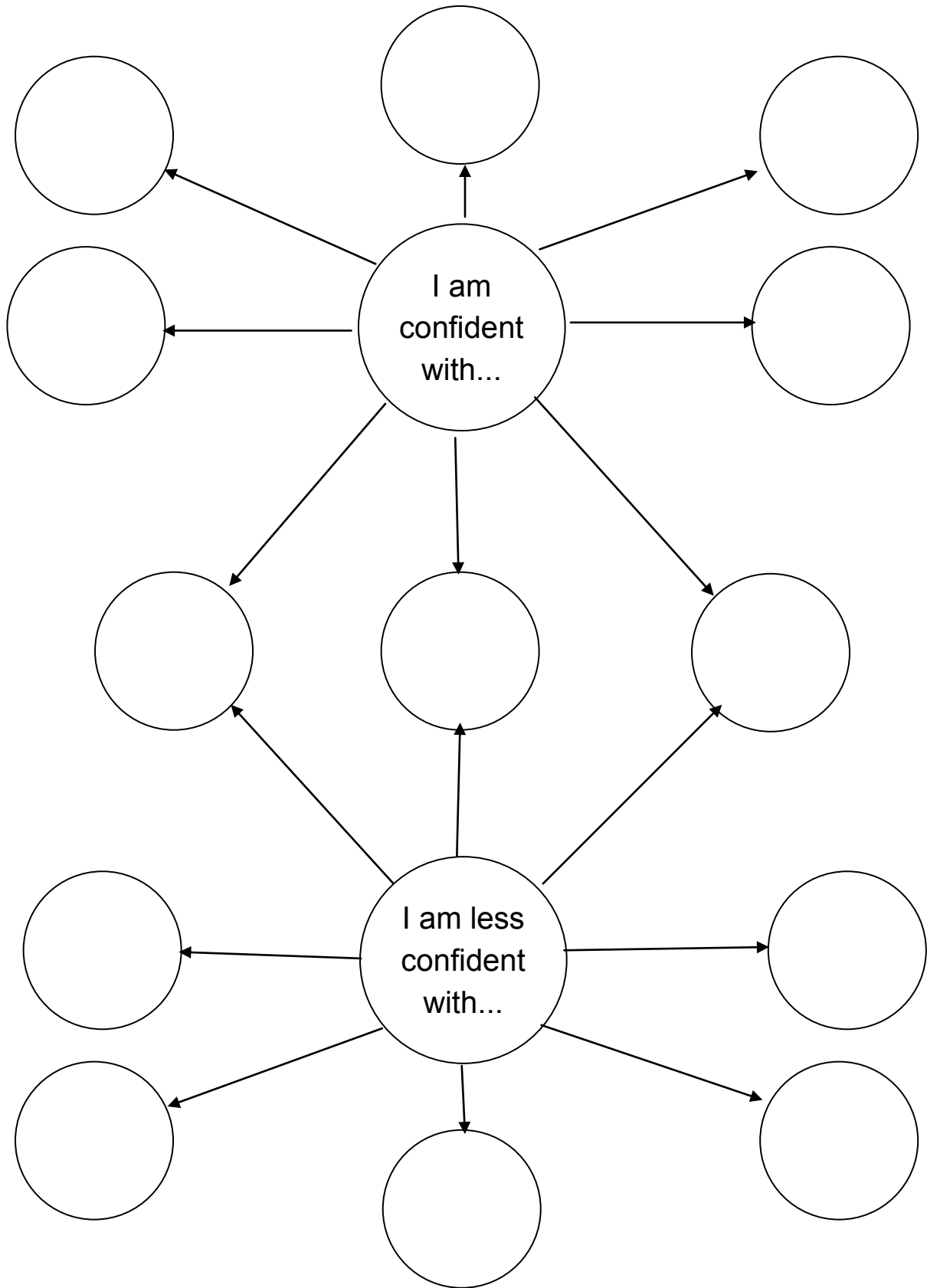
## Subject content covered 2015-16

Title of Unit/Topic	Content
<b>GCSE PE Exam Unit</b>	Gender Physique Age Culture Disability Risk/Challenge Muscular System Skeletal System Cardiovascular system Respiratory system Components of Fitness Types of Training The Training year Stress and Fatigue Injury and Safety Common Injuries Diet and Nutrition

## How to Revise...

- Use the GCSE PE revision guide given to you in theory lessons. Attempt the exam style revision questions in the booklet
- GCSE Bitesize—PE—Lots of good information and exam tips
- [www.aqa.org.uk](http://www.aqa.org.uk)—access the PE link for past GCSE PE exam papers

**How can I learn this better?**



# Y10 End of Year Exam

Subject: **Citizenship**

End of year  
exam?

Yes

Progress Check

## Subject content covered 2015-16

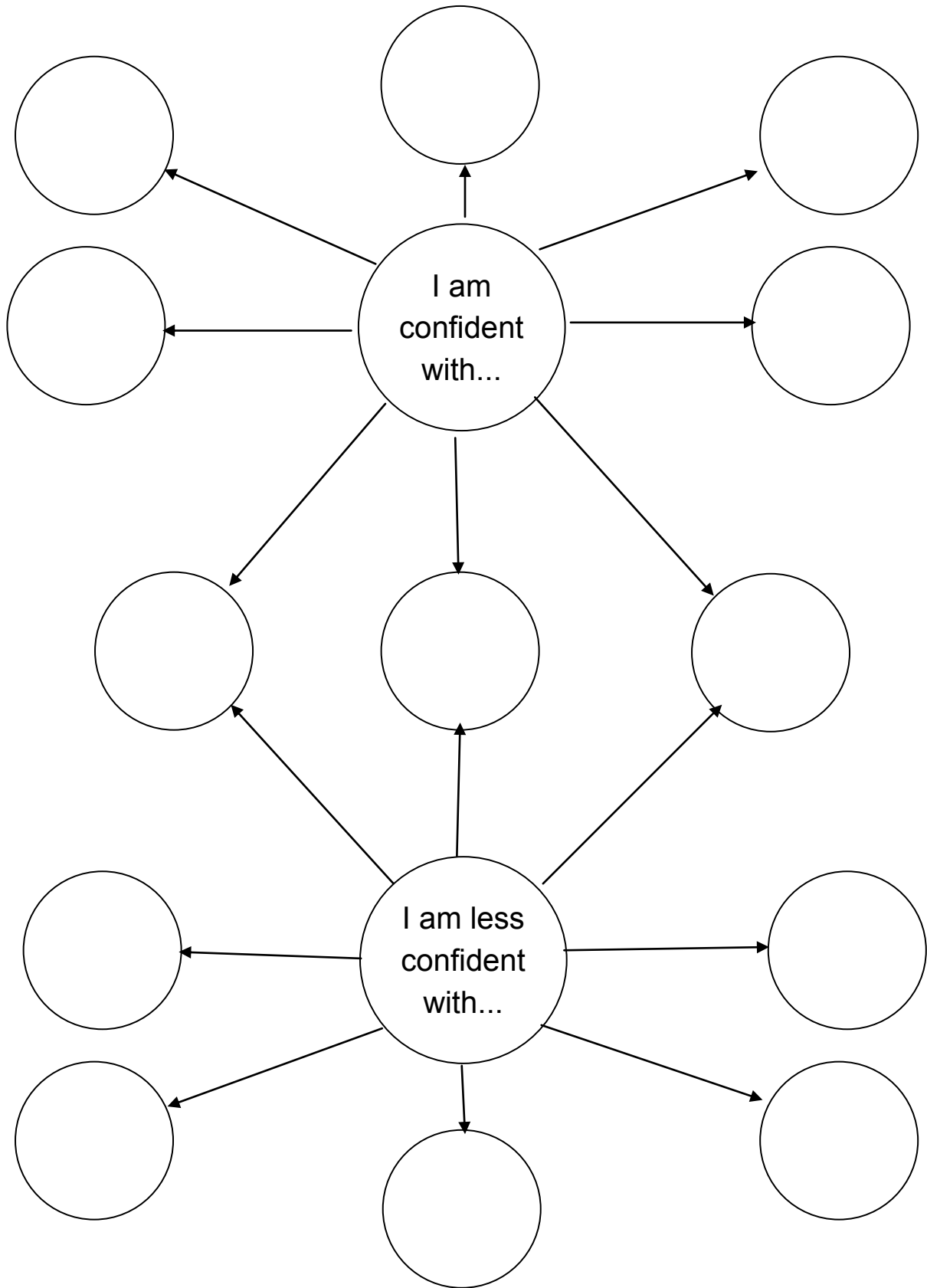
Title of Unit/Topic	Content
<b>Citizenship, identity and community in the United Kingdom</b>	<ul style="list-style-type: none"><li>• Understand the cultural traditions and values of being British.</li><li>• Understand that the United Kingdom is a country with wide cultural diversity.</li></ul>
<b>Fairness and justice in decision making and the law</b>	<ul style="list-style-type: none"><li>• Understand the different roles of the police, Crown Prosecution Service, criminal and civil courts, including judges and juries</li><li>• Understand ways in which rights can compete and conflict</li></ul>
<b>The United Kingdom's relationships in Europe, including the European Union (EU), and relationships with the Commonwealth and United Nations (UN)</b>	<ul style="list-style-type: none"><li>• Evaluate the implications of the United Kingdom's membership of the European Union</li><li>• Understand that the British Commonwealth is a family of nations</li><li>• Understand the United Nations' role in helping to resolve international disagreements and conflict</li></ul>

## How to Revise...

- Y10 Citizenship Mock Revision Booklet
- Take your book home to use for making flashcards/mindmaps, etc
- Research online - BBC bitesize has some good information
- Create quizzes and share these with your friends
- Talk to your teacher



**How can I learn this better?**



## Exam Timetable

	<b>AMon</b>	<b>ATue</b>	<b>AWed</b>	<b>AThur</b>	<b>AFri</b>
<b>1</b>					
<b>2</b>					
<b>3</b>					
<b>4</b>					
<b>5</b>					

	<b>BMon</b>	<b>BTue</b>	<b>BWed</b>	<b>BThur</b>	<b>BFri</b>
<b>1</b>					
<b>2</b>					
<b>3</b>					
<b>4</b>					
<b>5</b>					